




**Bay Alumni Foundation  
Annual Report  
Fiscal Year 2024  
July 1, 2023 – June 30, 2024**



## Table of Contents

FISCAL YEAR IN REVIEW - MESSAGE FROM THE PAST PRESIDENT .....	4
FINANCIAL REVIEW .....	6
Revenue Results.....	6
Where the Money Goes .....	11
Recap of Profitability .....	13
Statement of Financial Position (Balance Sheet).....	14
INVESTMENTS HELD AT CLEVELAND FOUNDATION.....	17
Investment Mix .....	17
Investment Income (Loss).....	18
CLASS FUNDS .....	19
THE ALUMNI DATABASE .....	20
Alumni by Location & Generation .....	20
Fiscal 2024 Alumni Revenue by Decade & Generation .....	21
OTHER BAF SERVICES.....	23
Reunion Support .....	23
Class Reps.....	24
GOALS .....	25
OFFICER & TRUSTEE LIST .....	26
FISCAL 2024 DONORS .....	27
HOW TO DONATE & CHARITABLE GIVING.....	28
Gifts of Cash .....	28
Sophisticated Gifts and Estate Planning .....	28
Bay Alumni Foundation On-Line Donations.....	29
Bay Alumni Foundation Mail Donation Form.....	30

## **FISCAL YEAR IN REVIEW - MESSAGE FROM THE PAST PRESIDENT**

Our fiscal year ended June 30th completing another year of excitement and growth for Bay Alumni Foundation. We achieved the goals we set for ourselves:

1. Drive profitable operating income (not including investment income) to meet and exceed standard operating expenses.
2. Implement a succession plan, expanding our leadership and involvement to include alumni from the 80's and 90's in important board and executive board positions.
3. Continue to improve and expand our communications, written, social media, and events.

The detail in the attached report will recap our year from a financial standpoint. Your foundation is in great fiscal shape as we move into our new year. Thank you to our treasurer Bill Smith (71) for all his dedication, counsel and excellent work. Thank you to all our members who continue to support BAF!!

With our board now led by president Kevin Missal (87), vice president Pete Just (86), Becca Karl Gadbois (93), and trustees Kim Moyer (86), Joanne Jacquemotte Murphy (91), we are in great shape for the future.

We hope everyone is enjoying the new Shoreline format – both the digital and printed versions. Many thanks to Becca and Pete for all their work to help us continue to improve our flagship publication. Our Facebook page has grown to more than 3,600 active members. We appreciate all who continue to contribute.

In April we enjoyed another successful Alumni Madness event at Aqua Marine. The funds raised from the event go directly to the BAF scholarship fund. We hope to see many more of you at the 2025 event. BAF and Bay High administration hosted 14 groups for tours of BHS and the Alumni Hall of Fame / History Corridor this past year. Thank you for all the positive feedback, the donated memorabilia and for taking the time to visit. We are on the cusp of launching phase two which we know you will all enjoy. We owe a big thank you to BHS Principal Jason Martin who dedicates his personal time to lead the tours. If you are holding a reunion, please plan to include a tour on Saturday morning, your group will thoroughly enjoy it.

As we close in on homecoming 2024, we look forward to seeing many of you at the game. Our next BAF Hall of Fame event will be during homecoming 2025. We have some nominations already for Distinguished Alumni / Distinguished Educator candidates. If you would like to nominate someone, the forms are available on our website. We hope you can make the 2025 HOF brunch. It's always an excellent event.

Thank you for all your continued support and involvement. You give us the opportunity to continue our mission: connecting the past, present and future. Bay Rocket Strong!!

Jim Joyce, President

## **UPCOMING YEAR - MESSAGE FROM NEW PRESIDENT**

Being involved with the Bay Alumni Foundation for nearly 14 years, it is my honor to serve as the incoming president. Many thanks to Jim Joyce and all the previous leaders who have tended and grown our organization into the thriving group we are today.

As amazing as the organization is, there remains more to be done. Some of our goals for this coming year will be to build on the legacy and expand our membership, with an emphasis on recruiting - especially among those that graduated in the decades of the 1990's and 2000's. It is important to the long-term success of the Foundation to interact and connect with our newer alumni while honoring and celebrating our older alumni as well.

Part of meeting this goal will be to communicate effectively with all alumni where they are. That might mean more exposure on Facebook, Instagram or X (formerly Twitter). Once we are able to connect and gain more involvement, I am certain that our membership and board will continue to have stable and younger leadership and the Foundation will continue to thrive with financial health.

We will launch an annual Rocket Day of Giving in July through social media and email which is expected to provide a healthy boost to the start of the fiscal year for fund raising. In addition, we will review past events for ways to either increase participation or plan new types of activities to increase support.

The Bay Alumni Foundation has grown since its inception and, with the continued backing of our loyal alumni, will work to provide timely information to all alumni and community members, honor our educators and continue to connect the past with the present as we work towards the future. Looking forward to an exciting 2024-2025 year with all of you.

Go Rockets!  
Kevin Missal

# FINANCIAL REVIEW

## Overview

Our actual financial statements can be located on the Bay Alumni Foundation webpage at [bayalumni.com/organizational/financials](http://bayalumni.com/organizational/financials). The recap below tries to capture the major areas in an easier to understand format.

## Revenue Results

Our operating revenue was slightly up from the prior year by approximately \$3,000 and we had no major projects that would have been funded by restricted donations. The years where our revenue was substantially higher had fund raisers for the Hall of Fame Corridor and Field of Dreams. We will discuss the components of revenue in more detail below.

We had another solid year with our investment returns due to a rising but volatile economy. We had a return of \$16,660 vs the prior year of \$14,662 vs a loss of \$(21,248) in 2022.

Alumni Donations can be without or with restrictions. Donations without restrictions go to support the operating needs such as our activities (Homecoming, Senior Field Day), the Shoreline, and other operating expenses. Donations with purpose restrictions are for a specific purpose like scholarships, or other projects the Foundation takes on. The Foundation also receives funds through fundraising efforts like Alumni Madness, the Tailgate and in the past the Tri-Bay golf outing, donations from sponsors to help with homecoming and other event activities.

## Alumni Contributions

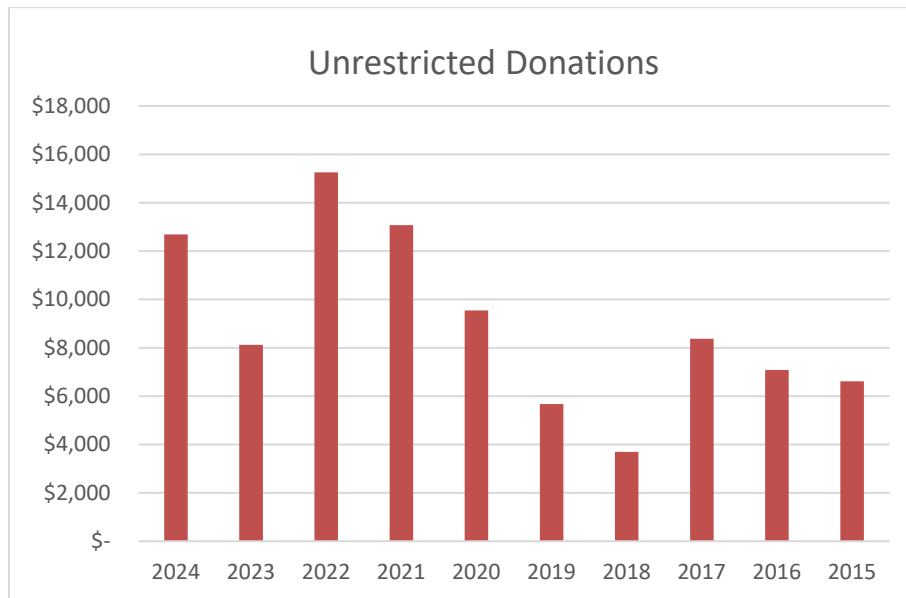
### Unrestricted

Historically our contributions from alumni and other sponsors have been minimal compared to the size of our alumni. In the past several years the Foundation has put significant efforts into better communicating with alumni and sponsors and holding more social events in the hope of increasing awareness with alumni. These efforts were starting to have results both with more alumni contributions and more fun social events, but in 2023 we took a step back and had a disappointing year of unrestricted alumni donations.

Our unrestricted alumni donations were up approximately \$4,600 from 2023 but down approximately \$2,600 from 2022. Our donations rebounded in 2024 but not to the levels of 2021-22 but much stronger than 2015-2020 years.

With no major projects going on in 2025 hopefully our unrestricted donations will continue to grow.

Graph of unrestricted donations last 10 years:



### Restricted

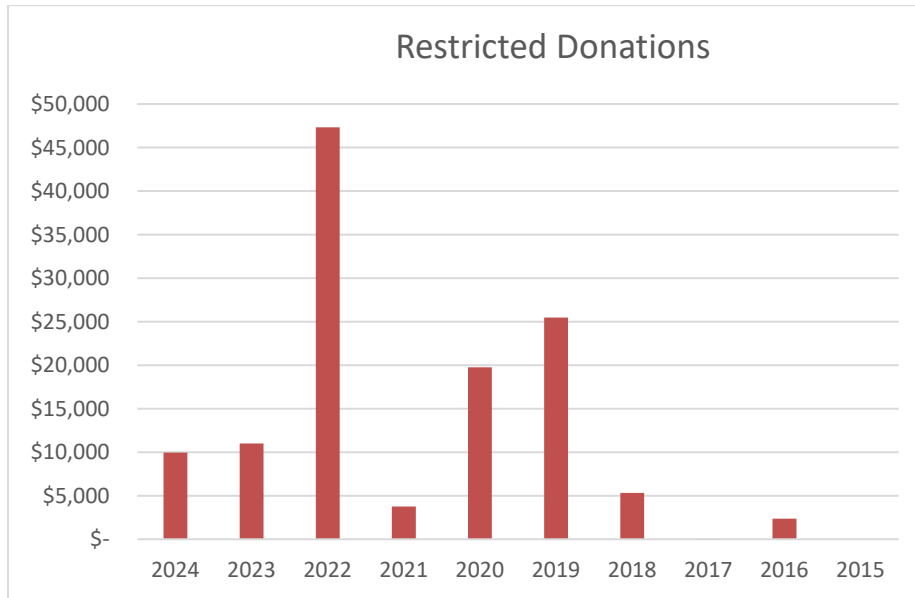
The Alumni Foundation takes on “brick and mortar” projects from time to time that are funded by restricted donations.

In 2022 we started running a successful campaign to reimagine the Hall of Fame corridor with memorabilia and displays as well as enhancing the web page related to the Hall of Fame. The Hall now shows the history of Bay High and has pictures of every graduating class. We have also upgraded the Hall of Fame inductees displays. We have had great support from alumni and have raised \$51,239 to date \$4,488 (2024); \$9,083 (2023) and \$37,668 (2022). This project was finished in 2023 and looks spectacular. We have received many compliments from visitors and other school systems. We will keep accepting donations to fund the ongoing costs of maintaining the corridor,

In the past these have included the high school sign, the Field of Dreams campaign for the new locker rooms and concession stand at the football field, etc. The Field of Dreams project which was run in conjunction with other Bay organizations started in 2019 and ended in 2021. We raised over \$25,000 from alumni towards the project.

Restricted Scholarship funds increased \$7,436 which was the net difference between donations of \$6,285 plus investment income earned of \$5,151 less \$4,000 of scholarships paid. The Class of '66 ran a successful campaign to raise funds to get to a fully funded position where the investment income will be enough to pay their scholarship annually without eroding into principal.

Graph of restricted donations last 10 years:



### Other Income – Sponsors, Special Events

Other income consists of sponsorships for homecoming and other events as well as special events.

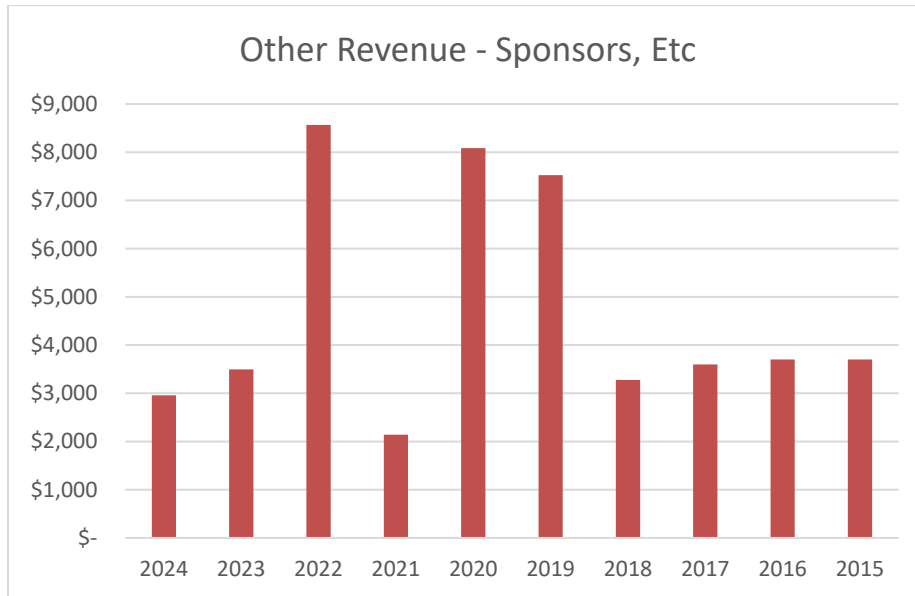
Homecoming sponsorships were down from the prior 2 years because we got a late start on planning the homecoming date. We hope to rectify that this year.

With the Tri-bay golf outing not taking place the last 2 years we tried to hold a “Tailgate Party “ in the fall. Attendance was a bit disappointing but it was a fun time for those who attended with a surprise appearance by the Bay band.

We brought back the Alumni Madness bowling event in 2024 after a year off and raised enough to fully fund 1 scholarship.

We continue to look for ways to get alumni together.

Graph of Other revenue last 10 years:

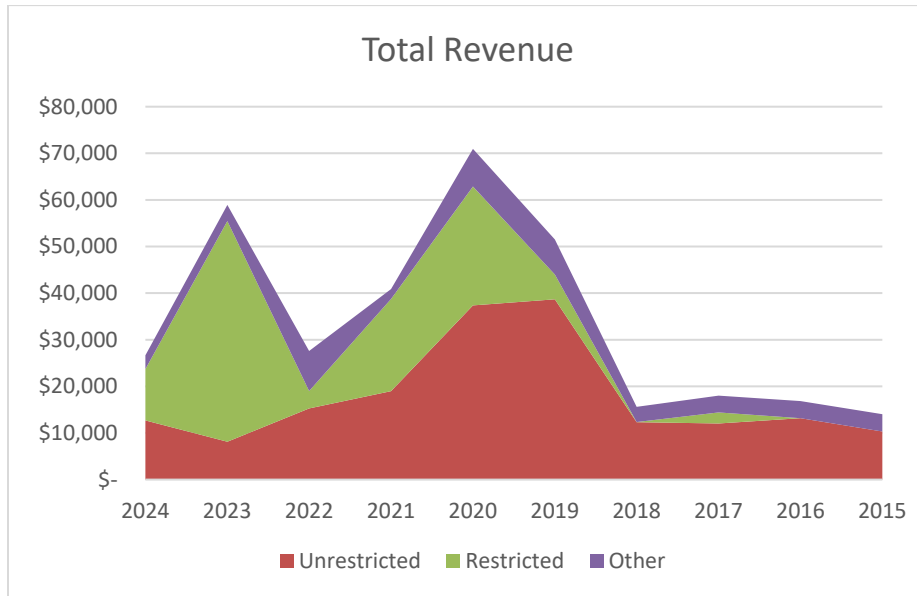


Summary of Revenue

A summary of our Revenue funding for the last three years is shown below.

	<u>6/30/2024</u>	<u>6/30/2023</u>	<u>6/30/2022</u>	<u>Avg 2021-19</u>
<b>SUPPORT AND REVENUE:</b>				
Alumni Contributions -Without restriction	\$ 12,692	\$ 8,124	\$ 15,255	\$ 9,433
Alumni Contributions -With restriction				
Field of Dreams	-	-	-	8,335
Hall of Fame Corridor	4,488	9,083	37,668	-
Other Restricted	5,474	1,920	9,653	7,995
Alumni Contributions -With restriction	<u>9,962</u>	<u>11,003</u>	<u>47,321</u>	<u>16,330</u>
Total Alumni Contributions	<u>22,654</u>	<u>19,127</u>	<u>62,576</u>	<u>25,763</u>
Other Revenue-Sponsors, Events etc.	<u>2,959</u>	<u>3,495</u>	<u>8,565</u>	<u>5,917</u>
	<u>25,613</u>	<u>22,622</u>	<u>71,141</u>	<u>31,680</u>
Investment income (loss)	<u>16,660</u>	<u>14,662</u>	<u>(21,248)</u>	<u>12,974</u>
<b>Total Support and Revenue</b>	<u>\$ 42,273</u>	<u>\$ 37,283</u>	<u>\$ 49,893</u>	<u>\$ 44,654</u>

Graph of total revenue broken into its components for last 10 years:



## Where the Money Goes

Expenses are separated into Program and administrative categories. Program expenses are sub categorized into scholarships, activities, and communications.

- Scholarships – The last six years we have been able to award four \$1,000 scholarships to a graduating senior each year: Two BAF scholarships, a Class of 66 scholarship, and the Rich Voiers scholarship.
- Activities - Activities cover homecoming events, Senior field day, Bay Days, and other activities.
- Communication – Covers the costs of the Shoreline (alumni newsletter), Rocket Blasts, the annual report, website maintenance and other communication with alumni.
- Hall of Fame Corridor – Payments of funds collected to support the corridor project in the high school showcasing the history of Bay high and all alumni classes.
- General and Administrative – are administrative costs to run the Foundation including marketing and office supplies expenses.

### Summary of Expenses

Expenses were down substantially due to the majority of Hall of Fame Corridor expenses occurred in 2023 and 2022. Even without the Hall of Fame Corridor all other expenses decreased approximately \$3,300.

A detail of expenses the last three fiscal years ending June 30:

	<u>6/30/2024</u>	<u>6/30/2024</u>	<u>6/30/2022</u>	<u>Avg 2021-19</u>
EXPENSES:				
Program Expenses				
Scholarships	\$ 4,000	\$ 4,000	\$ 4,000	\$ 4,000
Field of Dreams / Rocket Renovation	-	-	-	7,798
Hall of Fame Corridor	3,672	20,230	24,978	-
Other Activities	8,706	7,044	9,408	3,684
Communications	6,438	11,517	8,399	7,542
Total Program Expenses	22,816	42,791	46,785	23,024
Administrative	245	88	1,959	1,416
<b>Total Expenses</b>	<b>\$ 23,061</b>	<b>\$ 42,880</b>	<b>\$ 48,744</b>	<b>\$ 24,440</b>

## Funded vs. Unfunded Expenses

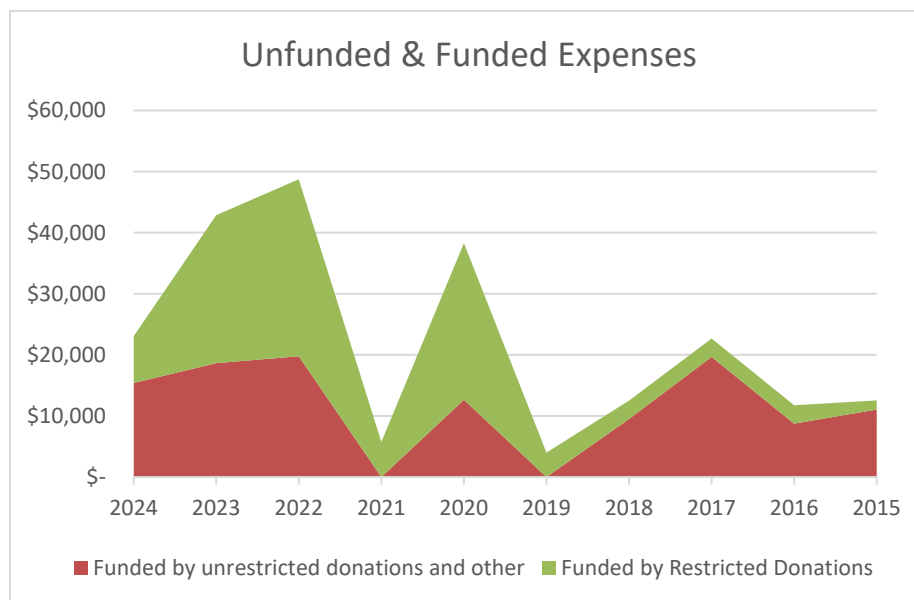
Another way of looking at expenses is to break them out between funded and unfunded expenses.

Scholarships and other major program expenses such as Hall of Fame are funded by restricted donations.

Other activities, communication and administrative costs are funded through alumni unrestricted donations and other revenue from sponsors, etc.

	6/30/2024	6/30/2024	6/30/2022	Avg 2021-19
<b>EXPENSES:</b>				
<b>Funded by Restricted Donations</b>				
Scholarships	\$ 4,000	\$ 4,000	\$ 4,000	\$ 4,000
Field of Dreams / Rocket Renovation	-	-	-	7,798
Hall of Fame Corridor	3,672	20,230	24,978	-
	<b>7,672</b>	<b>24,230</b>	<b>28,978</b>	<b>11,798</b>
<b>Funded by unrestricted donations and other</b>				
Other Activities	8,706	7,044	9,408	3,684
Communications	6,438	11,517	8,399	7,542
Administrative	245	88	1,959	1,416
	<b>15,389</b>	<b>18,650</b>	<b>19,766</b>	<b>12,643</b>
<b>Total Expenses</b>	<b>\$ 23,061</b>	<b>\$ 42,880</b>	<b>\$ 48,744</b>	<b>\$ 24,440</b>

Graph of total and unfunded and funded expenses for last 10 years:



## Recap of Profitability

The difference between operating and net income is the investment income (loss) earned on our investments. The Board is responsible and can control operating income where investment income is dependent on the market conditions that year.

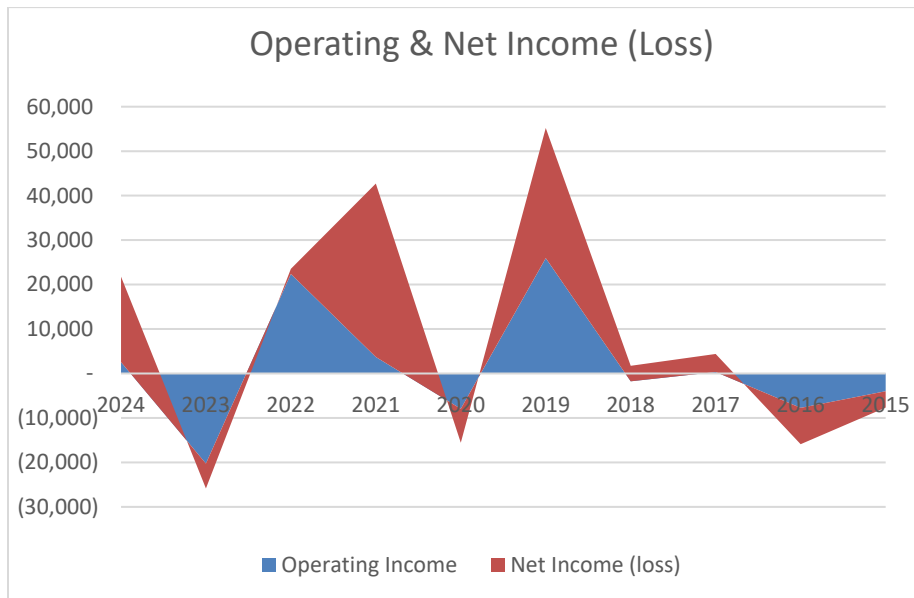
Operating profit rebounded to a positive amount of \$2,552. This was an improvement from 2022 by approximately \$22,800 due mostly to controlling expenses and the fact that there were substantial Hall of Fame Corridor expenses in 2022.

The bottom-line net income also rebounded to a positive \$19,212 an approximate \$24,800 improvement over 2022. This was due to the improvement of operating income discussed above and better investment income by approximately \$2,000.

If you take out the effect of the purpose restricted funds which can vary year to year as the revenue is collected in one year and expenses paid in subsequent years, The unrestricted operating fund had an operating income before investment earnings of \$1,451 up over \$7,800 from 2023 operating loss of \$(6,361).

	<u>6/30/2024</u>	<u>6/30/2023</u>	<u>6/30/2022</u>	<u>Avg 2021-19</u>
SUMMARY				
Support and revenue	\$ 25,613	\$ 22,622	\$ 71,141	\$ 31,680
Expenses	<u>23,061</u>	<u>42,880</u>	<u>48,744</u>	<u>24,440</u>
Operating income	2,552	(20,258)	22,398	7,240
Investment income (loss)	<u>16,660</u>	<u>14,662</u>	<u>(21,248)</u>	<u>12,974</u>
<b>Change in Net Assets - Net income (loss)</b>	<b><u>\$ 19,212</u></b>	<b><u>\$ (5,596)</u></b>	<b><u>\$ 1,149</u></b>	<b><u>\$ 20,214</u></b>
Allocation of Operating Income (loss)				
Unrestricted	\$ 1,451	\$ (6,361)	\$ 2,267	\$ 1,088
Purpose restricted	<u>1,101</u>	<u>(13,897)</u>	<u>20,131</u>	<u>6,152</u>
	<b><u>\$ 2,552</u></b>	<b><u>\$ (20,258)</u></b>	<b><u>\$ 22,398</u></b>	<b><u>\$ 7,240</u></b>

Graph of Operating income and net income (loss) for last 10 years:



### Statement of Financial Position (Balance Sheet)

The balance sheet is composed of your assets and liabilities. The net of those is your net assets or equity. With a not for profit, net assets are composed of net funds without donor restrictions (unrestricted) and with donor restrictions (purpose or permanent). Unrestricted net assets can be used for any purpose related to the Foundation, but it supports the unfunded activities, communications and administrative costs. Purpose related funds must be used for the purpose designated. Permanent endowment funds cannot be spent but the investment income earned on the funds goes to operating. Our balance sheet is strong as you can see from the increase in total assets and unrestricted net assets as discussed below.

#### Unrestricted Net Assets

Our balance sheet remains strong with an increase in unrestricted net assets of \$12,961. Our cash position is good and we have a board designated reserve that is invested with Cleveland Foundation and provides investment income.

The Foundation goal has been to reach a prudent level of unrestricted net assets to protect the Foundation and be able to undertake more events and projects. By 2024 unrestricted net assets were \$38,624 which includes the board designated fund of \$29,598 which acts as a quasi-endowment and reserve fund.

## Restricted Net Assets

### Scholarship Purpose Funds

The scholarship funds are composed of the Class of 66 - \$23,870, Rich Voiers - \$23,304 and the general BAF scholarship fund - \$5,567. These total \$52,741. The Class of 66 did a fundraiser in 2024 that raised \$3,500 which put the Class of 66 fund in a fully funded position along with the Voiers fund. A fully funded position is where the investment income made will cover the annual scholarship. The general BAF scholarship fund can fund 5 future scholarships.

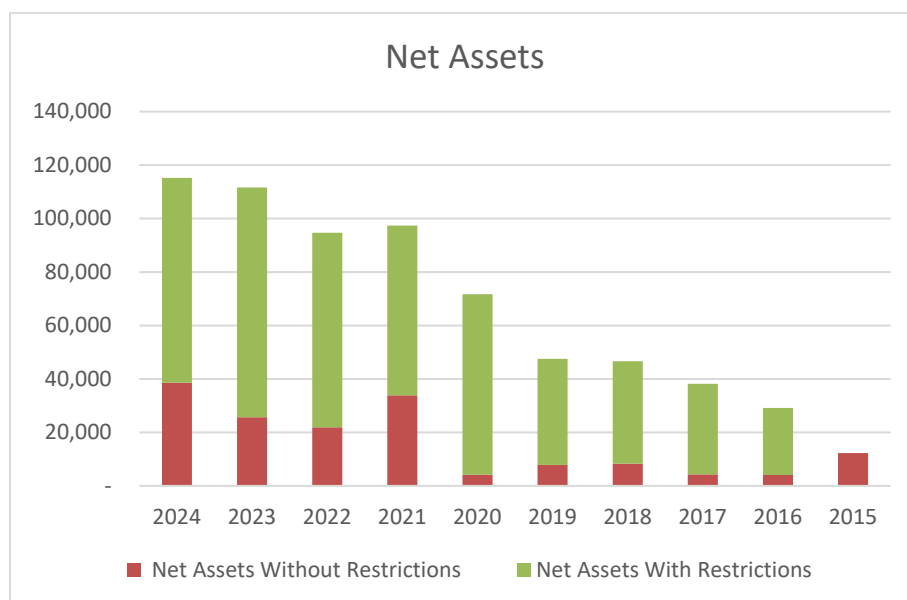
### Project Purpose Funds

These are funds that relate to specific projects that Foundation takes on such as the Hall of Fame Corridor or Rocket Renovation (new building at the stadium). These funds will raise money for their purpose and then distribute the funds as the project commences. Eventually they will zero out but between fiscal years could have unspent contributions representing the fund balance. The majority of the 2022 – 2024 project funds were for the Hall of Fame corridor.

### Permanent Purpose Funds - Endowment

These funds have remained relatively constant since 2017 as only new donations increase the fund balance. Any investment income earned by these funds gets transferred to operations. We have not had any major campaigns to increase the endowment because we have been focused on getting the unrestricted net asset funds to a prudent level. Currently the endowment fund is at \$27,732 and invested at Cleveland Foundation in a portfolio that is geared to return 5% over inflation. If the 5% return is realized the permanent endowment only funds \$1,386 towards operating expenses. At some future point we may consider an effort to increase the endowment to a level to that can contribute more to our basic operations.

Graph of total Net assets broken into without and with restrictions for last 10 years:



A summary of the balance sheet and net assets:

	<u>6/30/2024</u>	<u>6/30/2024</u>	<u>6/30/2022</u>	<u>6/30/2021</u>
<b>ASSETS</b>				
Cash and cash equivalents	\$ 19,987	\$ 19,055	\$ 36,673	\$ 11,053
Investments	153,045	136,385	121,723	142,972
Other assets	<u>40</u>	<u>2,824</u>	<u>3,042</u>	<u>500</u>
Total Assets	<b>173,072</b>	158,264	161,438	154,525
<b>LIABILITIES:</b>				
Accounts and Scholarships payable	(3,000)	(6,478)	(4,000)	(2,000)
Deferred revenue	(76)	(250)	-	(925)
Class Funds	<u>(48,540)</u>	<u>(49,292)</u>	<u>(49,598)</u>	<u>(44,909)</u>
Total Liabilities	<b>(51,616)</b>	(56,020)	(53,598)	(47,834)
<b>NET ASSETS</b>	<b><u>\$ 121,456</u></b>	<b><u>\$ 102,244</u></b>	<b><u>\$ 107,840</u></b>	<b><u>\$ 106,691</u></b>
<b>NET ASSETS COMPOSITION:</b>				
Without Donor Restrictions				
Unrestricted	\$ 9,025	\$ 5,976	\$ 1,896	\$ 33,888
Board Designated	<u>29,599</u>	<u>19,687</u>	<u>20,000</u>	<u>-</u>
Total Without Restrictions	<b>38,624</b>	25,662	21,896	33,888
With Donor Restrictions				
Scholarships (Purpose restricted)	52,741	45,306	43,457	43,620
Hall of Fame Corridor	2,359	1,543	12,690	-
Other (Purpose restricted)	-	2,500	2,565	2,550
Endowment (Permanently restricted)	<u>27,732</u>	<u>27,232</u>	<u>27,232</u>	<u>26,632</u>
Total With Restrictions	<b>82,832</b>	<u>76,581</u>	<u>85,944</u>	<u>72,802</u>
	<b><u>\$ 121,456</u></b>	<b><u>\$ 102,244</u></b>	<b><u>\$ 107,840</u></b>	<b><u>\$ 106,691</u></b>

## INVESTMENTS HELD AT CLEVELAND FOUNDATION

Investments are held in a Cleveland Foundation investment account and co-mingled with other foundations. That investment account is recorded at fair value based on published market prices and the amounts are allocated to the investing Foundation's at net asset value. The investment objective of the fund is to earn a real return of 5% over inflation and fees measured over the majority of rolling five- and 10-year periods. The type of investments are as follows:

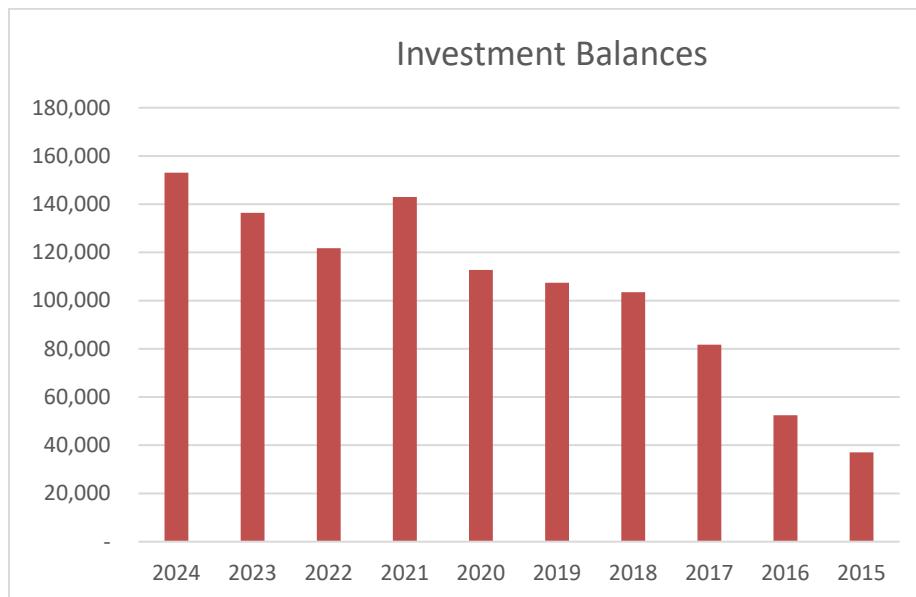
### Investment Mix

Allocation of investments is as follows:	<u>6/30/2024</u>	<u>6/30/2023</u>	<u>6/30/2021</u>
Fixed Income:			
Cash	<b>11%</b>	<b>15%</b>	15%
Fixed income	<b>8%</b>	<b>5%</b>	<b>6%</b>
Total Fixed Income	<b>19%</b>	<b>20%</b>	21%
Equities:			
Emerging market equity	<b>10%</b>	<b>9%</b>	10%
Developed Non-US equity	<b>25%</b>	<b>26%</b>	24%
Large cap US equity	<b>31%</b>	<b>31%</b>	30%
SMID Cap US equity	<b>15%</b>	<b>14%</b>	<b>15%</b>
Total Equities	<b>81%</b>	<b>80%</b>	<b>79%</b>
Total Investments	<b><u>100%</u></b>	<b><u>100%</u></b>	<b><u>100%</u></b>

The Foundation invests our permanent endowment, the Class '66 and Voiers scholarship funds, the class funds, and our board designated fund, plus we hold a portion of our excess operating (without restriction) funds. Composition of the investment account and return on investment is below:

<b>INVESTMENTS</b>	<u>6/30/2024</u>	<u>6/30/2023</u>	<u>6/30/2022</u>
Endowment (Permanently restricted)	\$ 27,732	\$ 27,232	\$ 27,232
Board Designated Quasi Endow & Reserve	29,599	19,687	\$ 20,000
Class '66 & Voiers Scholarship funds	47,174	40,174	\$ 37,641
Class funds	48,540	49,292	\$ 49,598
Excess (deficit) Operating funds	-	-	(12,748)
	<b><u>\$ 153,045</u></b>	<b><u>\$ 136,385</u></b>	<b><u>\$ 121,723</u></b>
Investment income - total	\$ 16,660	\$ 14,662	\$ (21,248)
Return on Beginning Balance	12.2%	12.0%	-14.9%
Return on Average Balance	11.5%	11.4%	-16.1%
Endow invest income credited to operations	3,300	3,287	(4,098)
Restricted scholarships investment income	5,151	4,534	(6,989)

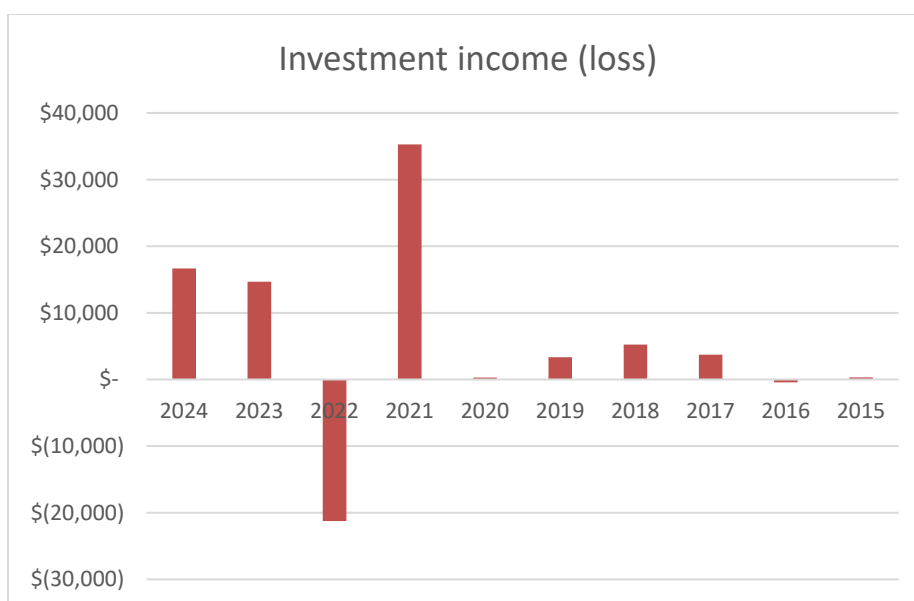
Graph of total Investments at Cleveland Foundation for last 10 years:



### Investment Income (Loss)

2024 was another good year for our investments. The Foundation investments earned \$16,660 (2024) and \$14,662 (2023) a 12.2% (2024) and 12.0% (2023) return compared to an expected 5% return of \$6,800. Our average compounded investment return was 12.1% for the last 2-year; 2.3% for 3-year and 7.4% over the prior 5 years.

Graph of Investment income (loss) for last 10 years:



## CLASS FUNDS

The BAF acts as a trustee for Class funds for numerous classes for their future reunions and other expenses. These are funds left in their account when a class graduates or after a reunion. This is a service we provide so the class does not need to keep a bank account active. Many times, those balances are small and bank fees add up. If after 75 years from the graduating class, the funds are not claimed they revert to the Foundation. We hold funds for classes as follows:

	<b>June 30 2024</b>	June 30 2023	Increase Decrease
Funds For Early Alumni	\$ 865	\$ 865	\$ -
Class of 1963	164	164	-
Class of 1966	310	310	-
Class of 1971	2,623	2,623	-
Class of 1979	652	652	-
Class of 1994	485	485	-
Class of 1996	22	22	-
Class of 1997	1,904	1,904	-
Class of 1998	237	237	-
Class of 1999	0	0	-
Class of 2004	-	752	(752)
Class of 2005	963	963	-
Class of 2006	1,586	1,586	-
Class of 2007	717	717	-
Class of 2009	4,278	4,278	-
Class of 2010	4,834	4,834	-
Class of 2011	850	850	-
Class of 2012	6,254	6,254	-
Class of 2013	4,448	4,448	-
Class of 2014	655	655	-
Class of 2015	6,595	6,595	-
Class of 2016	3,494	3,494	-
Class of 2017	469	469	-
Class of 2019	3,150	3,150	-
Class of 2020	760	760	-
Class of 2021	1,223	1,223	-
Class of 2022	1,000	1,000	-
	<u>\$ 48,540</u>	<u>\$ 49,292</u>	<u>\$ (752)</u>

## THE ALUMNI DATABASE

Our database is one of our biggest and most important assets and is maintained on the Foundation's GSuite in the cloud and is accessible to designated officers, trustees, and other individuals. Class representatives can get a copy of their class information.

### Alumni by Location & Generation

As of June 30, we had 16,720 (2024) and 16,660 (2023) alumni in the database with valid addresses for 10,600 (2024) and 10,557 (2023).

We have alumni in every state of the union with Ohio accounting for 71% of the total, followed by Florida with 3.8% and California with 3.0%. All other states have less than 2% of our alumni.

Approximately 41% of our alumni still have Bay Village addresses. The Bay Village and Ohio percentages are slightly skewed from recent alumni that are still using their local addresses.

The number of our alumni from a generation point of view is as follows:

<u>Alumni Generation</u>			
<u>Name</u>	<u>Grad Yr</u>	<u># of Alumni</u>	<u>%</u>
Silent Generation 1928-45	1953 & Prior	763	4.6%
Baby Boomers 1946-64	1954-1982	7,338	43.9%
Gen X 1965-76	1983-1994	2,962	17.7%
Gen Y Millennials 77-95	1995-2013	3,666	21.9%
Gen Z 1996-15	2014-	1,985	11.9%
		16,714	100.0%
Unknown		6	
		<u>16,720</u>	

We rely on everyone to keep your contact information updated via the website and let us know if you move or your email address changes. As you know, we email most of our correspondence with you and bounced emails do not provide forwarding information. If you have classmates that are not receiving The Shoreline, send us their email address!

If you have a reunion, please ask attendees to provide their current information and share it with us! If you are a Class Rep, please stay connected with classmates and send us updates on their information so we don't lose anyone! Class Reps for each class are listed on our website – check the list and make sure you are in touch with that person. If your class has no Class Rep listed, please consider taking that job- we need you!

## Fiscal 2024 Alumni Revenue by Decade & Generation

Our Alumni Donation Revenue based on the class year listed on donation forms for the last 2 fiscal years by decade of graduation class is as follows:

<u>Class Decade</u>	<b>Current Year - FYE 2024</b>		Prior Year - FYE 2023	
	<u>Amount</u>	<u>%</u>	<u>Amount</u>	<u>%</u>
1940	\$ -	0.0%	\$ 50	0.3%
1950	2,510	10.9%	2,650	17.0%
1960	11,949	51.9%	2,865	18.4%
1970	5,395	23.5%	8,787	56.4%
1980	3,099	13.5%	450	2.9%
1990	50	0.2%	90	0.6%
2000	-	0.0%	-	0.0%
2010	-	0.0%	-	0.0%
2020	-	0.0%	700	4.5%
	<b>23,003</b>	<b><u>100.0%</u></b>	15,592	<b><u>100.0%</u></b>
Unknown class	370		1,095	
	<b>23,373</b>		16,687	
Sponsors, Merch Other	2,240		5,935	
	<b>\$ 24,187</b>		<b>\$ 22,622</b>	

The top five graduating classes accounted for 51.2% (2024) and 47.6% (2023) of our total alumni donations. The largest donating graduating classes are:

<b>Current Year - FYE 2024</b>			Prior Year - FYE 2023		
<u>Class Yr</u>	<u>Amount</u>	<u>%</u>	<u>Class Yr</u>	<u>Amount</u>	<u>%</u>
<b>1966</b>	<b>\$ 4,750</b>	<b>12.7%</b>	<b>1975</b>	<b>\$ 1,975</b>	12.7%
<b>1985</b>	<b>2,500</b>	<b>9.9%</b>	<b>1978</b>	<b>1,550</b>	9.9%
<b>1973</b>	<b>1,712</b>	<b>9.4%</b>	<b>1979</b>	<b>1,465</b>	9.4%
<b>1959</b>	<b>1,625</b>	<b>8.6%</b>	<b>1971</b>	<b>1,343</b>	8.6%
<b>1963</b>	<b>1,181</b>	<b>7.0%</b>	<b>1977</b>	<b>1,090</b>	7.0%
	<b>\$ 11,768</b>	<b><u>47.6%</u></b>		<b>\$ 7,423</b>	<b><u>47.6%</u></b>

**Donations By Class Year**

Year	2024		2023		2022	
	Amount	%	Amount	%	Amount	%
1944	\$ -	0.0%	\$ -	0.0%	\$ 25	0.0%
1948	-	0.0%	50	0.3%	150	0.2%
1950	-	0.0%	-	0.0%	49	0.1%
1951	-	0.0%	-	0.0%	200	0.3%
1952	-	0.0%	-	0.0%	350	0.6%
1953	-	0.0%	100	0.6%	1,075	1.8%
1954	50	0.2%	985	6.3%	275	0.5%
1955	260	1.1%	100	0.6%	50	0.1%
1956	100	0.4%	520	3.3%	910	1.5%
1957	300	1.3%	-	0.0%	100	0.2%
1958	175	0.8%	345	2.2%	7,744	12.7%
1959	1,625	7.1%	600	3.8%	707	1.2%
1960	675	2.9%	120	0.8%	761	1.2%
1961	1,074	4.7%	130	0.8%	572	0.9%
1962	650	2.8%	485	3.1%	6,972	11.4%
1963	1,181	5.1%	310	2.0%	411	0.7%
1964	350	1.5%	150	1.0%	575	0.9%
1965	385	1.7%	500	3.2%	3,013	4.9%
1966	4,750	20.6%	100	0.6%	8,567	14.0%
1967	975	4.2%	500	3.2%	1,310	2.1%
1968	760	3.3%	135	0.9%	580	0.9%
1969	1,149	5.0%	435	2.8%	3,809	6.2%
1970	892	3.9%	(180)	-1.2%	588	1.0%
1971	1,026	4.5%	1,343	8.6%	1,699	2.8%
1972	100	0.4%	950	6.1%	631	1.0%
1973	1,712	7.4%	1,975	12.7%	566	0.9%
1974	220	1.0%	214	1.4%	1,256	2.1%
1975	96	0.4%	100	0.6%	1,146	1.9%
1976	205	0.9%	280	1.8%	1,568	2.6%
1977	300	1.3%	1,090	7.0%	1,131	1.9%
1978	845	3.7%	1,550	9.9%	7,754	12.7%
1979	-	0.0%	1,465	9.4%	444	0.7%
1980	175	0.8%	25	0.2%	196	0.3%
1981	30	0.1%	-	0.0%	219	0.4%
1982	75	0.3%	25	0.2%	97	0.2%
1983	50	0.2%	250	1.6%	119	0.2%
1984	-	0.0%	-	0.0%	564	0.9%
1985	2,500	10.9%	100	0.6%	24	0.0%
1986	169	0.7%	-	0.0%	750	1.2%
1987	100	0.4%	50	0.3%	1,338	2.2%
1989	-	0.0%	-	0.0%	1,000	1.6%
1991	-	0.0%	40	0.3%	155	0.3%
1993	-	0.0%	50	0.3%	606	1.0%
1996	50	0.2%	-	0.0%	-	0.0%
2000	-	0.0%	-	0.0%	800	1.3%
2022	-	0.0%	700	4.5%	250	0.4%
	<b>\$ 23,003</b>	<b>100.0%</b>	<b>\$ 215,592</b>	<b>100.0%</b>	<b>61,101</b>	<b>100.0%</b>

## OTHER BAF SERVICES

### Reunion Support

The BAF can provide you with support for your upcoming reunions. The Bay Alumni Foundation loves to hear about your reunions and we're happy to help if you need it. Please contact us if you need any of the following:

1. Email addresses for your class – we can send you the current list from our database (We ask that if you make any updates or corrections you can share them with us. Let me know if you would like me to send your class database or email [databaseadmin@bayalumni.com](mailto:databaseadmin@bayalumni.com).)
2. Lists of venues that other classes have used
3. Lists of nearby hotels/motels
4. We can help arrange a school tour if you're interested
5. If your reunion is happening Homecoming weekend, we can let you know what events are happening at the school and in the community
6. You can access digital copies of your yearbook at Bay historical Society [www.bayhistorical.com](http://www.bayhistorical.com)
7. How to make digital nametags with yearbook pictures
8. We may have some Bay Alumni giveaways that you can buy as favors for your attendees

As you know, BAF holds class funds for classes that have money left upon graduation or after a reunion. We do this as a service so you don't have to keep a checking account and the funds are safe until you need them. Don't forget to check with us to see if BAF has any funds for your class. And don't hesitate to send us any funds you have left after your reunion so you have them available to start your next event!

## Class Reps

Class reps play an important part of the Alumni Foundation. Not only do they help with their respective reunions, they help the Foundation communicate effectively about events and information to reach our alumni. If we have anything wrong or you would like to volunteer to fill an open position, contact Eve Uhland at [eveuhland@gmail.com](mailto:eveuhland@gmail.com)

The following are the Class Reps by class:

Year	Class Rep	Year	Class Rep
1945	Bill Krukemeyer	1985	Janet Rowden Cooper / Tyra Sisson Taylor
1946		1986	Kim Moyer
1947		1987	Diane DiVenere Lee
1948	Sue (Horton) Larson	1988	Bob Reed
1949	Lou Petto	1989	Mara Manke McClain
1950		1990	Kerri Baker Breen
1951	Sam Staples	1991	Mindy Stroh
1952		1992	Holly Trask / Katie Conway / Mary Beth DeClerk
1953		1993	Ted Sielski
1954		1994	Ryan Crane
1955		1995	Lisa Blair
1956	Lany Dey	1996	Emily Jelenie Kelly
1957	Ron & Mary (DePerow) Nelson	1997	Sara Byrnes Maiar
1958	Dale Hamilton	1998	Kari Nelson / Lauren Ticak
1959	Jane Beckett Rock	1999	Allison Radis Kehoe
1960	Nancie Clouser Waldron	2000	Chip Sherman / Dan Lunoe
1961	Ron Luchhli	2001	Andrew Nichols
1962	Al Nelson / Susan Grubb	2002	Kyle Wolfe
1963	Jack Rekstis	2003	Kurt Frederick
1964	Joanne Chrystal Stringer / Paul Hartranft	2004	Rachael Novak
1965	Lynne McPhee Gustafson	2005	Dena Alex
1966	Judy Kelly Krueger	2006	Sara Kazanas
1967	Norman Mulder	2007	Jeff Firestone
1968	Sten Webster	2008	Jon Ricke
1969	Karen Hansen Dade / Sandi Blankner Gorman	2009	Jordan Hawkins
1970	Lori Teutsch Sisto	2010	Jacob Faile
1971	Dave Rothrock	2011	Carter Philips / Sarah Balch
1972	Robin Hawkins	2012	Madeleine Chang
1973	Barb Chrystal Houston	2013	Dan Huntley
1974	Cynthia Ann Rhodes Bender	2014	Colleen Kowalski
1975	Cristine Marco Hoffman	2015	
1976	Eve Ershek Uhland / Tom Miller	2016	
1977	Bonnie Labey Altieri	2017	Martha Swanson Rooney
1978	Judi Snyder	2018	Sara Sigignano
1979	Jim & Peggy Joyce	2019	
1980	Holly George Jacob	2020	Camille Drenkhan
1981	David Snyder / Vickie Savoca Stutson	2021	
1982	Phillip Nye	2022	
1983	Amy Rohde Huntley	2023	
1984	Jeanne Joseph / Meridith Molenaar Cole	2024	

# GOALS

## Fiscal 2025 Goals

1. **Financial Goals –**
  - a. Try an annual “giving day” fundraiser targeted at younger alumni through their favored media vehicles such as PayPal and Venmo.
  - b. Operate at above a break-even level from operations before investment income.
2. **Involvement Goals –**
  - a. Build on the legacy and expand our Alumni Foundation membership, with an emphasis on recruiting - especially among those that graduated in the decades of the 1990’s and 2000’s.
  - b. Try new social events or revisit past events such as the tailgate party or bowling event on how to make better
3. **Communication Goals –**
  - a. Do a better job communicating with Class Reps. Make their jobs easier by developing consistent material that they can send to their classes.
  - b. Try to communicate better on social media sites favored by younger alumni such as Instagram, X or others vs just Facebook.
  - c. Focus on timely delivery of Shoreline and annual report. Continue to improve web page and make it more interactive.
4. **Project Goals –** Complete Phase 2 of the Hall of Fame Corridor with new exhibits

## Fiscal 2024 Goals and Results

1. **Financial Goals –** Get the controllable operating income back to a positive or break-even situation. **Result- We accomplished this by controlling our expenses to match our revenue. We ended up with positive operating income of \$2,552 before investment income.**
2. **Involvement Goals –** Set a path for the older board members to transition authority to the younger generation. Try new social events such as the tailgate party. Revisit how to make the bowling event a success again. **Result- As you can see with the new officers for the 2025 year this has been accomplished. We brought back Alumni Madness and held the first ever Tailgate.**
3. **Communication Goals –** Continue to improve web page and stay active in social media. Continue to involve class reps. Focus on timely delivery of Shoreline and annual report. **Result- The Shorelines were done timely and we were active on our social media sites. The web page gets updated in real time.**

## OFFICER & TRUSTEE LIST

### Fiscal Year 2023-24

#### Officers

President – Jim Joyce '78

Vice President – Eve Uhland '76

Treasurer – Bill Smith '71

Secretary – Becca Gadbois '93

#### Board of Trustees

Lee Rohlke '78

Kim Moyer '86

Pete Just '86

Kevin Missal '87

Paul Hartranft '64

#### Honorary Trustees

Al Nelson '62

Jack Rekstis '63

Tom Phillips '65

Amy Rohde Huntley '83

Mara Manke McClain '89

### Fiscal Year 2024-25

#### Officers

President - Kevin Missal '87

Vice President - Pete Just '86

Treasurer- Bill Smith '71

Secretary - Becca Gadbois '93

#### Board of Trustees

Eve Uhland '76

Lee Rohlke '78

Jim Joyce '78

Kim Moyer '86

Joanne Murphy '91

#### Honorary Trustees

Al Nelson '62

Jack Rekstis '63

Paul Hartranft '64

Tom Phillips '65

Mara Manke McClain '89

## FISCAL 2024 DONORS

Anders, Bill	Heldt, Jeff	Ostrowski, Kathy Myers
Anders, William	Hicks, Paul & Sandra	Penton, Richard
Babson, Rick, Steve, Peggy	Hodakiev, Johanna	Perkins, Kay
Bailey, Karla	Hodge, Sally & Jim	Pickering, James
Bay Alumni Football Club	Holleman, Michael	Plott, Greg
Bay Village City School District	Hook, Kenneth	Plummer, Elizabeth
Benevento, John & Sue	Hornig, Lynn	Reid, Robert
Beyersdorfer, Mickey & Linda	Hull, Brooks & Gimmellie, Terry	Richards, Lowell
Bill Reilly Team	Isaele, George	Rife - Dan
Boak, Martha	Jackson, James	Robertson, Bill
Bockel, James	Jeffries, Rick	Robertson, William C
Brant, Jonathon	Joyce, Jim & Peggy	Ronayne, Chris & Nayalie
Brenan, Suzy	Joyce, Kevin & Noel	Ross, Linda
Brenan, Suzy &	Juergens, Bruce and Gerry	Roth, Linda
Bush, Bill	Just, Pete	Rush, John
Cahoon, James	Karcher, Jeff	Sams, Julia
Cauley, Ann	Karcher-Blewitt	Serb, Robert
Chaffee, Jan	KAV, LLC	Shepard, Mark
Chamberlain, John	Kennedy, Phil	Simko, Ken
Chatty Pizza	Kennedy, Stuart	Smail, David
Chiswell, Ben	Kinat, Raymond	Smik, Karen
Chrystal, Sandra	Koontz, Bonnie	Smith, Bill
Class of 61	Korsgaard, Sharo	Smith, Geoff
Class of 63	Krejci, Margaret	Solomon, James
Class of 73	Krewson, Rollin	St George, Jonathon
Cole, Peggy	Krukemeyer, Greta	Stone, Cindy
Constantino, Kathy	Krzywicki, Laura	Stutson, Victoria
Darlington, Andrew	Kulas, Carl	Sullivan, Mark
Davenport, Frank	Landers, Bill	Swartz, Rod
Davies, Bill	Larkin, David & Marcia	Tagliaferri, Louis
Day, Robert	Liberatore, Judy	Talafer, Mark & Janan
Derenzo, Maureen	Lipp, Judy	Taradash, Sandra
Doyle, Tim & Debbie	Luchini, Ronald	Terry, Kathy Brazell
Drake, Sandra	Marinucci, Dani Alteri	Twining, William
Eberhardt, Diane	Martin, Beth and Mike	Uhland, Eve
Erwine, Moira	Mattern, Darrell	Vance, Diane
Everett, Robert	McDermott, Jerry	Viola, Krista
Faile, John	McGinty, Kathy	Wagner, Barbara
Filmer, Christine	McLaughlin, Catherine Vereeke	Waldron, Nancy
Gardner, Scott	Merritt, Tim	Westfall, Robert
Gorman, Kirk & Sandra	Meyers, Pamela	Wilde, Craig
Griffith, John	Molloy, Renee	Wishnosky, William
Gross, Richard	Muldar, Norm & paty	Wright, Jack
Hamilton, Susan	Nelson, Al	Zuske, John
Hay, Carol	O'Hara, Brian	

## HOW TO DONATE & CHARITABLE GIVING

Need a tax deduction? Want to help your high school? Ever consider a year-end gift to help support the mission of the Bay Alumni Foundation?

### Gifts of Cash

These gifts are simple and impactful. All cash contributions to the Bay Alumni Foundation are tax-deductible if you itemize up to certain limits. These gifts can be unrestricted, purpose restricted or permanently restricted.

- Unrestricted gifts go to the general operating fund and support homecoming activities, senior field day and the Shoreline publication and other operating costs.
- Purpose restricted gifts go for a specific purpose such as scholarships or Hall of Fame Corridor, etc.
- The permanent donations go into the endowment fund and the original amounts cannot be spent but must be invested with the investment income earned on the endowment going back into the general operating fund. Suggested minimum donation of \$500.

As you can imagine we rely heavily on alumni donations to meet our mission. Please consider giving what you feel comfortable with to support the activities of the Bay Alumni Foundation. Purpose or endowment gifts greater than \$10,000 can be named for the donor.

**Cash gifts can be made by via PayPal and Venmo – the links are on the next page and on our website – [bayalumni.com](http://bayalumni.com). You can also donate by completing the Alumni Foundation Donation Form below and sent to Bay Alumni Foundation, 377 Dover Center Rd, Bay Village, OH 44140. We are grateful for the alums who participate in matching gifts with their employers to donate to BAF. All these gifts help us perform our mission.**

### Sophisticated Gifts and Estate Planning

For more sophisticated gifts (bequests, gift annuities, appreciated property) Bay Alumni Foundation has partnered with the Cleveland Foundation to provide more advanced gifting strategies to our alumni. Gift strategies can be established for the benefit of Bay Alumni Foundation through the Cleveland Foundation. **For more information, please contact the Cleveland Foundation Advancement team at 216-685-2006 or Bay Alumni Foundation [treasurer@bayalumni.com](mailto:treasurer@bayalumni.com)**

## Bay Alumni Foundation On-Line Donations

The Bay Alumni Foundation takes donations through PayPal & Venmo for your convenience. The QC Codes are listed below. You can also donate online through our webpage at [www.bayalumni.com](http://www.bayalumni.com).

For **VENMO** we are [Bay Alumni Foundation@bayalumni.com](mailto:Bay Alumni Foundation@bayalumni.com)



Bay Alumni Fo...  
@bayalumni



For **PAYPAL** we are Bay Alumni Foundation - [treasurer@bayalumni.com](mailto:treasurer@bayalumni.com))



## Bay Alumni Foundation Mail Donation Form

WE also accept donations by mail. Make checks payable to Bay Alumni Foundation and mail your contributions (along with this form) to: Bay Alumni Foundation, 377 Dover Center Rd., Bay Village, OH 44140

Last Name \_\_\_\_\_ First Name \_\_\_\_\_

Maiden Name \_\_\_\_\_ Graduating Year \_\_\_\_\_

Street Address \_\_\_\_\_  
City, State, Zip \_\_\_\_\_

Email \_\_\_\_\_ Cell Phone \_\_\_\_\_

I would like to donate in memory of \_\_\_\_\_  
Graduating Year and/or faculty \_\_\_\_\_

**Donation For:**

- Alumni Foundation's General Operating Fund  
*(Includes underwriting the Shoreline, Homecoming, Graduation and current initiatives)* \$ \_\_\_\_\_
  
- Alumni History Corridor & Hall of Fame Inductions \$ \_\_\_\_\_
  
- Alumni Foundation's Scholarships \$ \_\_\_\_\_
  
- BAF Endowment Fund at The Cleveland Foundation  
*(Minimum endowment donation \$500)* \$ \_\_\_\_\_

Thanks for donating to BAF, please share any comments you have for our "Word from Alums" section of The Shoreline. May be edited based on available space.

